

Packaging Information – Warning Labels

1. Purpose

To ensure shipments of pipe from Performance Pipe are marked with the correct warning labels.

2. Scope

All plants shipping loads of pipe on flatbed trucks.


3. Responsibility

The Plant Manager and / or designee shall ensure compliance with all procedures.

4. Procedure – Performance Pipe Plants

Attached are examples of the required warning labels to be placed on pipe loads before shipment on flatbed trucks. The labels will be attached to the pipe as specified in each description. These labels will be used on all flatbed trailer shipments originating from domestic plants to all locations, including international shipments. The part numbers can be utilized to order labels and supersede any previous part numbers in use in the system.

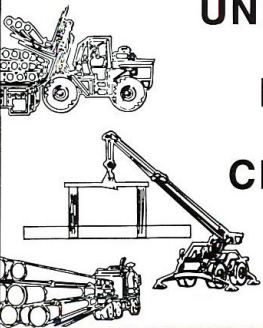




WARNING LABELS



FOR VERTICAL COILS, TWO LABELS ARE TO BE ATTACHED TO ONE COIL ON BOTH SIDES OF THE TRUCK.

PART NUMBER 10567937

Packaging Information – Warning Labels


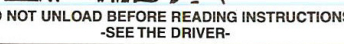


<h1 style="margin: 0;">⚠ WARNING</h1>			 <p style="font-size: 1.2em; font-weight: bold; margin: 0;">UNLOAD WITH FORK OR CRANE</p>
PIPE WILL FALL OFF IF IMPROPERLY UNLOADED CAUSING SEVERE PERSONAL INJURY AND PROPERTY DAMAGE TRAILER MUST BE LEVEL BEFORE STRAPS ARE REMOVED AND THE PIPE IS UNLOADED			
AVOID STANDING ON LOAD	NEVER ROLL OR KICK PIPE OFF	NEVER STAND BEHIND OR AROUND LOAD	 <p style="font-size: 0.8em; margin: 0;">DO NOT UNLOAD BEFORE READING INSTRUCTIONS - SEE DRIVER -</p>
			

Performance Pipe, a division of Chevron Phillips Chemical Company LP

10567935

FOR STRIP LOADS. LABELS ARE TO BE ATTACHED TO LOWER PACKS ON EACH SIDE OF TRUCK.

PART NUMBER 10567935




<h1 style="margin: 0;">⚠ WARNING</h1>		<p style="font-size: 1.2em; font-weight: bold; margin: 0;">UNLOAD BY FORK TRUCK PLACING FORKS WITHIN WOODEN PALLET</p> 
COIL WILL FALL OFF IF IMPROPERLY UNLOADED CAUSING SEVERE PERSONAL INJURY AND PROPERTY DAMAGE		
DO NOT PUSH OR PULL SILO PACK OFF THE END OF THE TRUCK WITH LIFT TRUCK	NEVER STAND BEHIND OR AROUND LOAD	 <p style="font-size: 0.8em; margin: 0;">DO NOT UNLOAD BEFORE READING INSTRUCTIONS -SEE THE DRIVER-</p>
		
TRAILER MUST BE LEVEL BEFORE STRAPS ARE REMOVED AND THE PIPE IS UNLOADED		

Performance Pipe, a division of Chevron Phillips Chemical Company LP

FOR COILED PIPE IN SILO PACKS. ATTACH THE LABEL TO A MINIMUM OF TWO SILO PACKS ON EACH SIDE OF THE LOAD.

PART NUMBER 10567936




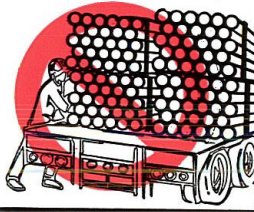
Packaging Information – Warning Labels

 <p>UNLOAD WITH FORK OR CRANE WITH SLING</p> <p>DO NOT UNLOAD BEFORE READING INSTRUCTIONS -SEE THE DRIVER-</p>	! WARNING	
	<p>REEL MAY FALL OFF IF IMPROPERLY UNLOADED CAUSING SEVERE INJURY AND PROPERTY DAMAGE</p>	
<p>DO NOT PUSH, PULL, OR ROLL REEL OFF THE TRUCK</p> 	<p>NEVER STAND BEHIND OR AROUND LOAD</p> 	
<p>TRAILER MUST BE LEVEL BEFORE STRAPS ARE REMOVED AND THE REELS UNLOADED</p>		

Performance Pipe, a division of Chevron Phillips Chemical Company LP

FOR METAL REELS. ATTACH THE LABEL TO THE SIDE OF EACH PIPE COIL INSIDE THE REEL.

PART NUMBER 10567938

! WARNING			<p>UNLOAD WITH FORK OR CRANE</p> 
<p>PIPE WILL FALL OFF IF IMPROPERLY UNLOADED CAUSING SEVERE PERSONAL INJURY AND PROPERTY DAMAGE</p>			
<p>TRAILER MUST BE LEVEL BEFORE STRAPS ARE REMOVED AND THE PIPE IS UNLOADED</p>			
<p>AVOID STANDING ON LOAD</p> 	<p>DO NOT PUSH OR PULL BULK PACK OFF THE END OF THE TRUCK WITH LIFT TRUCK</p> 	<p>NEVER STAND BEHIND OR AROUND LOAD</p> 	<p>DO NOT UNLOAD BEFORE READING INSTRUCTIONS - SEE THE DRIVER -</p>

Performance Pipe, a division of Chevron Phillips Chemical Company LP

FOR BULK PACKS, SOFT PACKS AND HARD SIDED BUNDLES. ATTACH THE LABELS ON THE LOWER PACKS ON EACH SIDE THE TRUCK.

PART NUMBER 10567934

Performance Pipe, a division of
Chevron Phillips Chemical Company

8261 Belleview Dr., Suite 110
Plano, TX 75024

Phone: 800-527-0662

Packaging Information – Warning Labels



FOR AUTO COILS, ATTACH A LABEL ON EACH SKID.

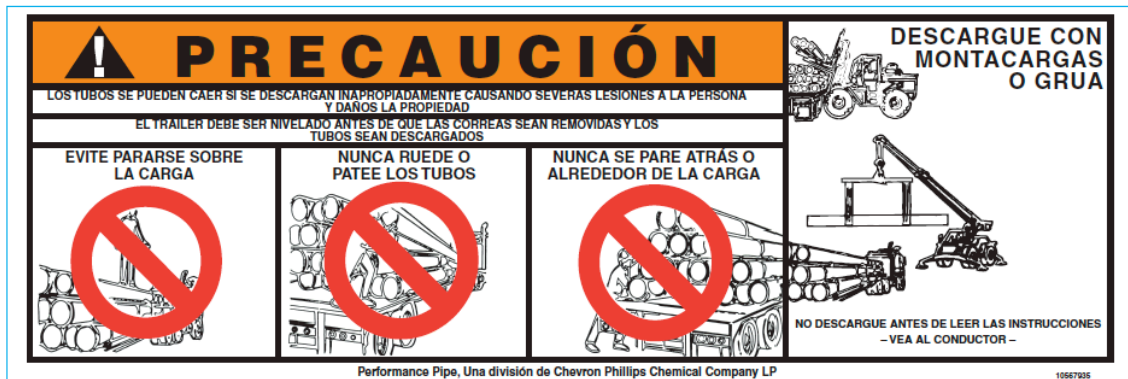
Packaging Information – Warning Labels

5. Procedure – PMSA

Attached are examples of the required warning labels to be placed on the pipe for all flatbed truck shipments. The labels will be attached to the pipe as specified in each description. These labels will be used on all flatbed trailer shipments for domestic shipments that are known to be destined for Mexico even if the customer is arranging the pickup.

WARNING LABELS

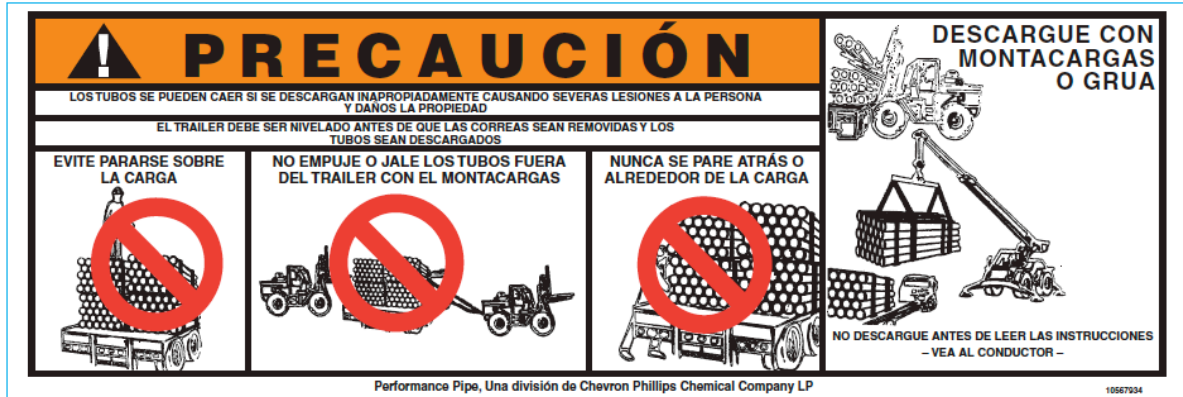
Label size: 4" x 12"
Prints BLACK, PMS 032 RED and PMS 021 ORANGE
Cyan dieline does not print



FOR STRIP LOADS. TO BE ATTACHED TO LOWER PACKS ON EACH SIDE OF TRUCK

Packaging Information – Warning Labels

Label size: 4" x 12"
Prints BLACK, PMS 032 RED and PMS 021 ORANGE
Cyan dieline does not print



FOR BULK PACKS, SOFT PACKS AND HARD SIDED BUNDLES. TO BE ATTACHED ON THE LOWER PACKS ON EACH SIDE OF THE TRUCK


Label size: 4" x 12"
Prints BLACK, PMS 032 RED and PMS 021 ORANGE
Cyan dieline does not print



FOR COILED PIPE IN SILO PACKS. ATTACH THE LABEL TO A MINIMUM OF TWO SILO PACKS ON EACH SIDE OF THE LOAD.

Packaging Information – Warning Labels

Label size: 4" x 12"
Prints BLACK, PMS 032 RED and PMS 021 ORANGE
Cyan dieline does not print



FOR VERTICAL COILS. LABELS ARE TO BE ATTACHED TO ONE COIL ON BOTH SIDES OF THE TRUCK.